



# **SAN FRANCISCO BAY**

**RESTORATION AUTHORITY**

## **Measure AA Grant Round 9 Anticipated Funding Recommendations**

Linda Tong, Deputy Program Manager  
March 6, 2026

# Grant Round 9: Requested and Available Funding

---

- 18 eligible applications, requesting ~\$80 million total
- ~\$12.5 million available for Round 9 projects in FY25-26
- Other fund obligations:
  - Newark Baylands Acquisition
  - Community Grants Program



# Grant Round 9: Project Selection Process

---

- **Advisory Committee and staff reviewed applications** based on
  - Eligibility Criteria
  - Prioritization Criteria
  - Project's Likelihood of Success
- **Ranked proposals and provided qualitative comments**
- **Discussed and considered** relative strengths and weaknesses of proposals, available funding, regional distribution, and more



# Measure AA Prioritization Criteria

---

- Greatest positive impact
- Greatest long-term impact
- Geographic distribution
- Leverage state and federal dollars, public/private partnerships
- Benefit economically disadvantaged communities (EDCs)
- Benefit region's economy
- Engage youth and young adults
- Incorporate monitoring, maintenance and stewardship
- Meet selection criteria of SCC, BCDC, and SFBJV



# Measure AA “Likelihood of Success” Criteria

---

Project’s Likelihood of Success, based on:

- Applicant’s capacity and resources to complete and maintain the project
- Project’s level of community involvement and benefits and/or innovative partnerships



# Recommended Projects for Round 9

## North Bay

- Accelerating Ecosystem-Scale Habitat Stewardship in Richardson Bay Project (Richardson Bay Regional Agency): \$1,900,000
- Napa River Estuary Enhancement and Public Access Project (Napa County Flood Control and Water Conservation District): \$600,000

## East Bay

- Hayward Marsh Improvements Project (East Bay Regional Park District): \$2,000,000

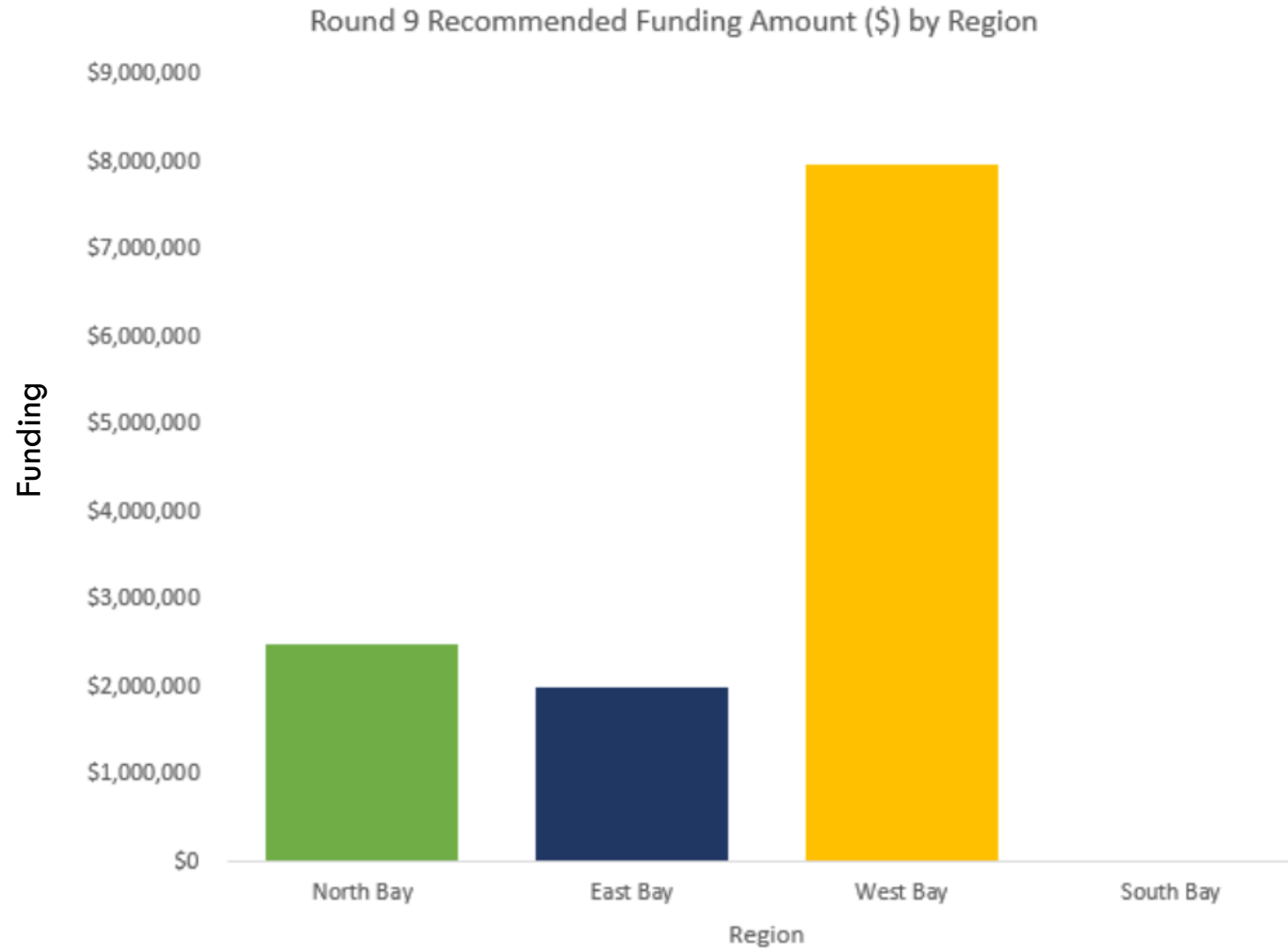
## West Bay

- Bay Rise Park Project (The SPHERE Institute): \$7,000,000
- Brisbane Living Shoreline Project (OneShoreline): \$962,500



# Round 9 Amounts (\$) by Region

(Total Amount Anticipated to be Recommended: \$12.5M)



# Geographic Distribution of Funds: 20-Year Minimum Targets

Region	Counties	Percentage
North Bay	Marin, Sonoma, Napa, Solano	9% = \$45M
East Bay	Contra Costa & Alameda	18% = \$90M
West Bay	San Francisco & San Mateo	11% = \$55M
South Bay	Santa Clara	<u>12% = \$60M</u>
		50%

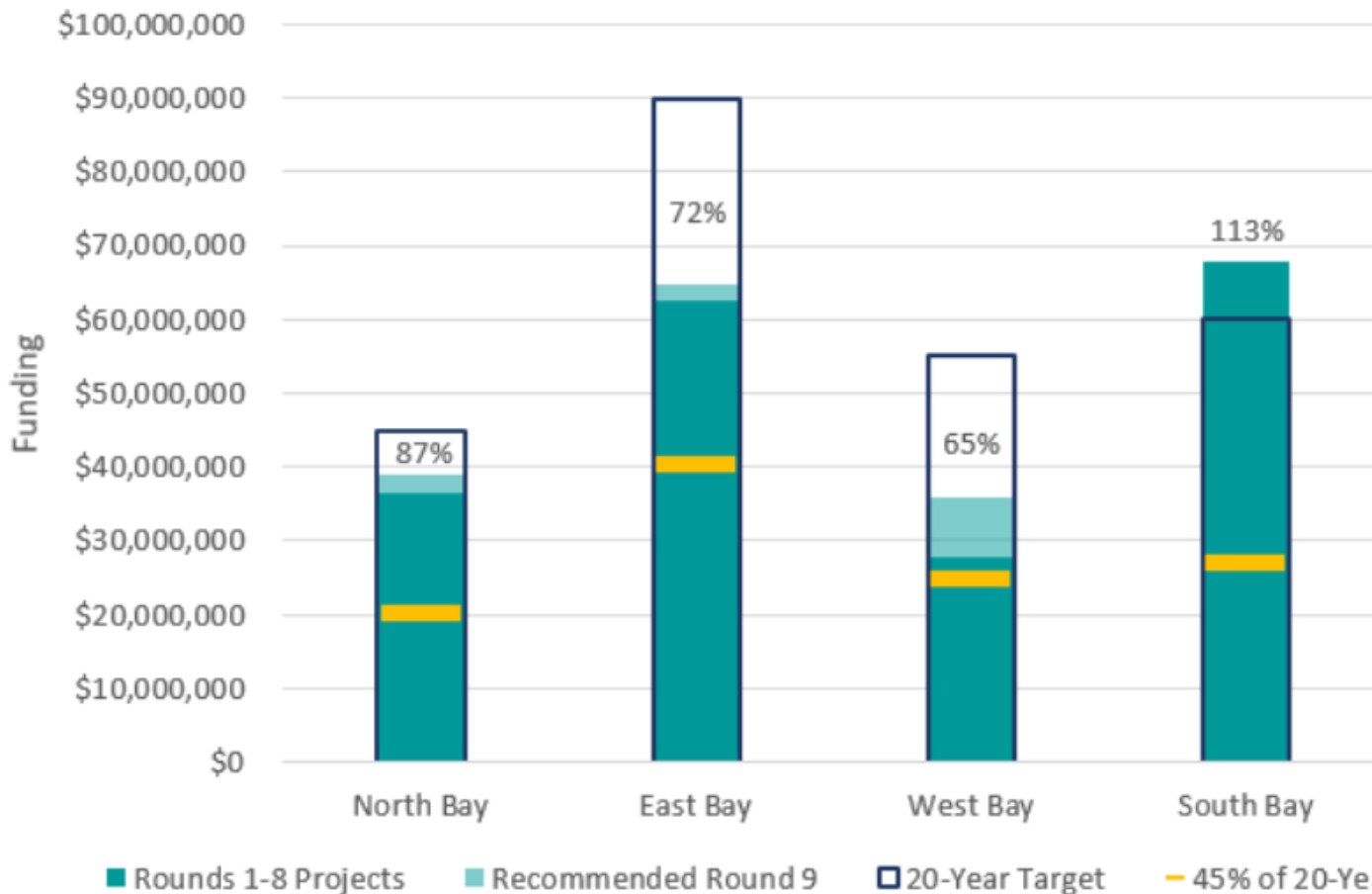


# Progress Towards Geographic Distribution Targets (Rounds 1-9)

## Authorized and Recommended Funding (Rounds 1-9)

compared to 20-year Measure AA Target

Progress is shown compared to % expected at 9-year mark (45%)



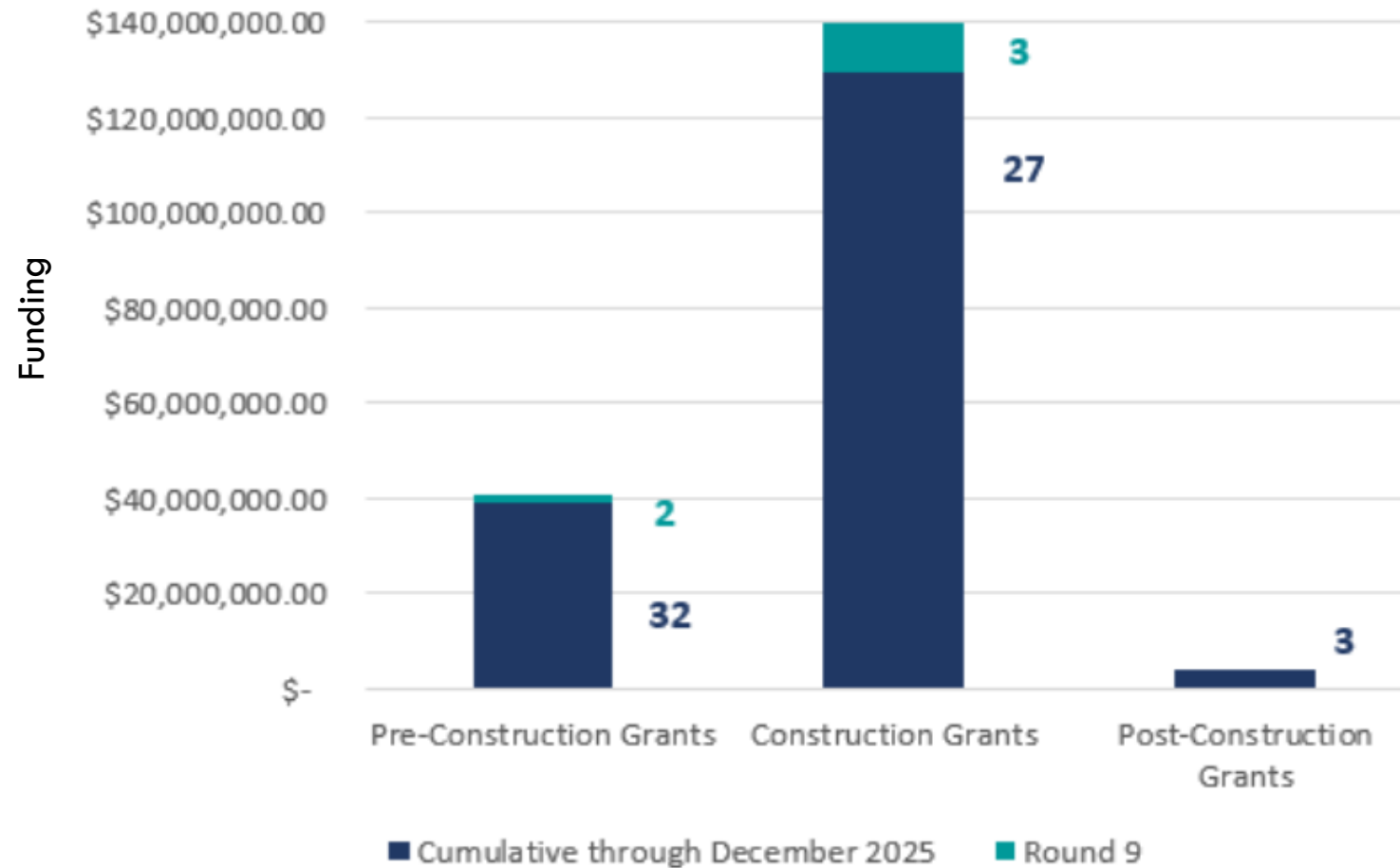
**EXPECTED** % of 20-Year Target after 9 out of 20 Years: **45%**

**ACTUAL** % of 20-Year Target after 9 out of 20 Years:

- North Bay – 87%
- East Bay – 72%
- West Bay – 65%
- South Bay – >100%

# Projects by Phase (Rounds 1-9)

Authorized and Recommended Number of Grants and Funding Amount by Phase





# SAN FRANCISCO BAY

RESTORATION AUTHORITY



[www.sfbayrestore.org](http://www.sfbayrestore.org)